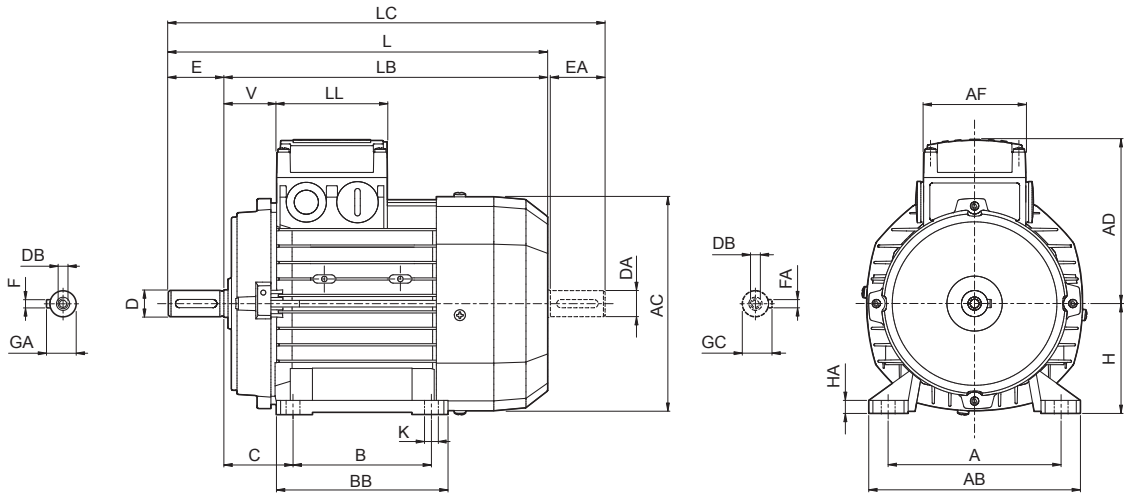




18 MOTORS DIMENSIONS BN

BN - IM B3



BN

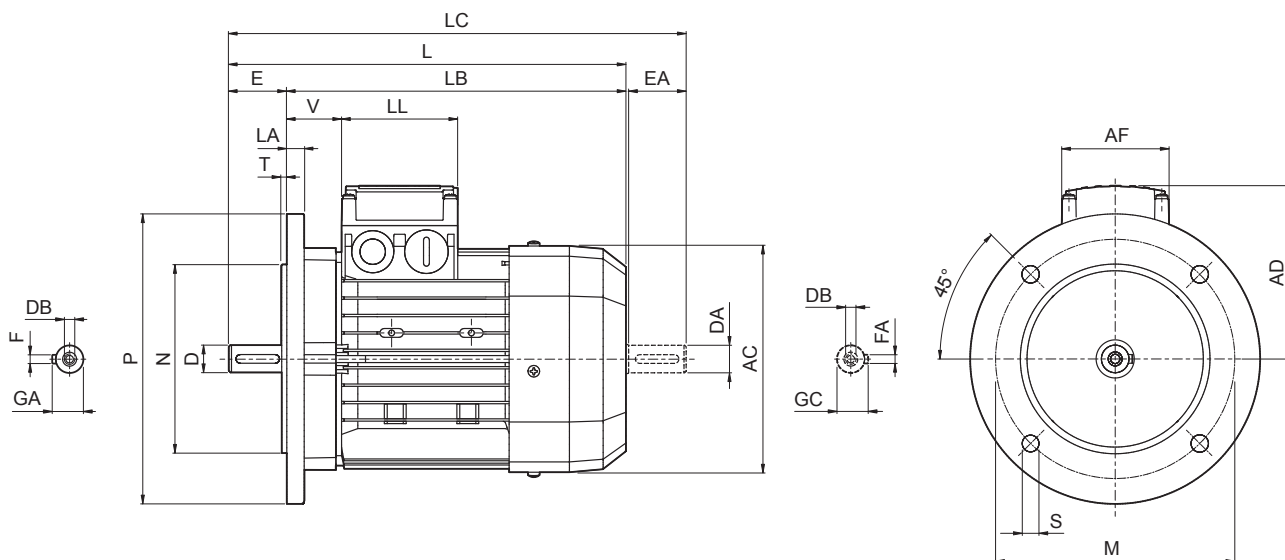
	Shaft					Housing						Motor										
	D DA	E EA	DB	GA GC	F FA	B	A	HA	BB	AB	K	C	H	AC	L	LB	LC	AD	AF	LL	V	
BN 63	11	23	M4	12.5	4	80	100	8	96	120	7	40	63	121	207	184	232	95	74	80	30	
BN 71	14	30	M5	16	5	90	112	8	112	135		45	71	138	249	219	281	108				37
BN 80	19	40	M6	21.5	6	100	125	8	124	153		50	80	156	273	233	315	119				38
BN 90 S	24	50	M8	27	8		140	8	155	174	10	56	90	176	326	276	378	133	98	98	44	
BN 90 L						125	190	10	175	224		70	112	219	385	325	448	157				52
BN 100	28	60	M10	31	8	140	160	10	175	192	12	63	100	195	366	306	429	142	118	118	58	
BN 112							178					216	12	218	254	89	132	260				493
BN 132 S	38	80	M12	41	10	178	216	12	218	254	12	89	132	260	493	413	576	193	118	118	58	
BN 132 M																						
BN 160 M	42	110	M16	45	12	210	254	25	264	319	14.5	108	160	310	596	486	680	245	187	187	51	
BN 160 L	38 ⁽¹⁾					80 ⁽¹⁾									M12 ⁽¹⁾	41 ⁽¹⁾	10 ⁽¹⁾					254
BN 180 L	48	110	M16	51.5	14	279	279	26	329	359	14	121	180	348	708	598	823	261	187	187	52	
BN 200 L	42 ⁽¹⁾																					M20
	55	110 ⁽¹⁾	M16 ⁽¹⁾	45 ⁽¹⁾	16	305	318	26	355	398	18	133	200	348	722	612	837	261	187	187	64	

NOTE:

1) These values refer to the rear shaft end.



BN - IM B5



BN

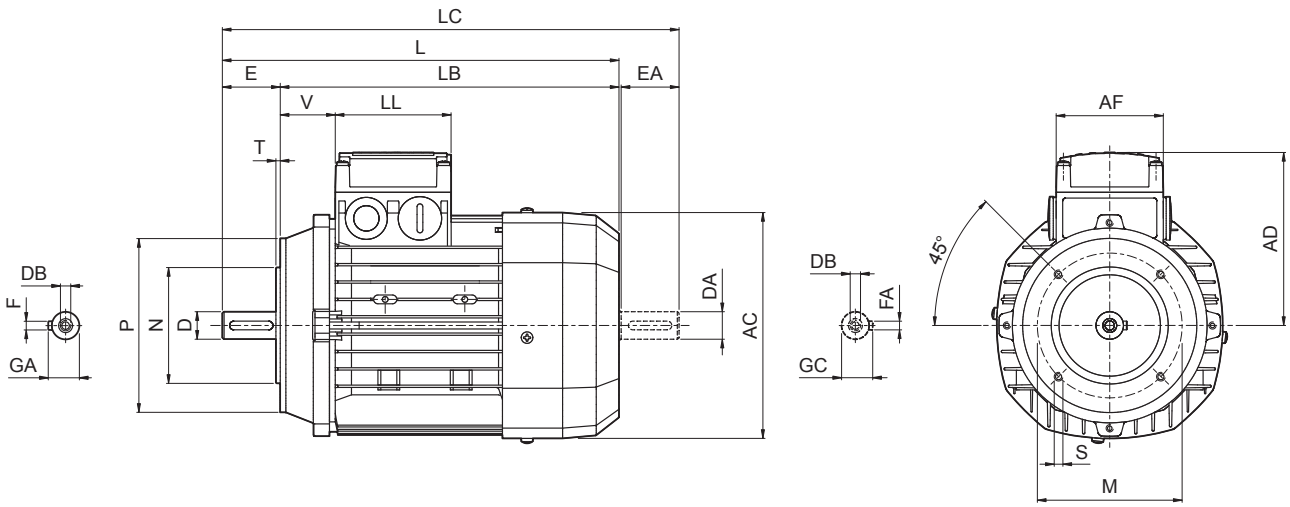
	Shaft					Flange					Motor								
	D DA	E EA	DB	GA GC	F FA	M	N	P	S	T	LA	AC	L	LB	LC	AD	AF	LL	V
BN 56	9	20	M3	10.2	3	100	80	120	7	3	8	110	185	165	207	91	74	80	34
BN 63	11	23	M4	12.5	4	115	95	140	9.5		10	121	207	184	232	95			26
BN 71	14	30	M5	16	5	130	110	160			11.5	11.5	138	249	219	281			108
BN 80	19	40	M6	21.5	6	165	130	200	11.5	3.5	11.5	156	274	234	315	119	98	98	38
BN 90	24	50	M8	27	8							176	326	276	378	133			44
BN 100	28	60	M10	31	8	215	180	250	14	4	14	195	367	307	429	142	118	118	50
BN 112											15	219	385	325	448	157			52
BN 132											20	258	493	413	576	193			58
BN 160 MR	42 38 ⁽¹⁾	110 80 ⁽¹⁾	M16 M12 ⁽¹⁾	45 41 ⁽¹⁾	12 10 ⁽¹⁾	300	250	350	18.5	5	15	310	562	452	645	245	187	187	218
BN 160 M												310	596	486	680	51			
BN 160 L												310	640	530	724	51			
BN 180 M	48 38 ⁽¹⁾	110 110 ⁽¹⁾	M16 M16 ⁽¹⁾	51.5 41 ⁽¹⁾	14 10 ⁽¹⁾	350	300	400	18.5	5	18	348	708	598	823	261	187	187	52
BN 180 L	48 42 ⁽¹⁾			722	612							837	66						
BN 200 L	55 42 ⁽¹⁾			M20 M16 ⁽¹⁾	59 45 ⁽¹⁾							16 12 ⁽¹⁾	66						

NOTE:

1) These values refer to the rear shaft end.



BN - IM B14



BN

	Shaft					Flange					Motor							
	D DA	E EA	DB	GA GC	F FA	M	N	P	S	T	AC	L	LB	LC	AD	AF	LL	V
BN 56	9	20	M3	10.2	3	65	50	80	M5	2.5	110	185	165	207	91	74	80	34
BN 63	11	23	M4	12.5	4	75	60	90			121	207	184	232				95
BN 71	14	30	M5	16	5	85	70	105	M6		138	249	219	281				108
BN 80	19	40	M6	21.5	6	100	80	120		3	156	274	234	315	119	38		
BN 90	24	50	M8	27	8	115	95	140	M8		3.5	176	326	276	378	133	98	98
BN 100	28	60	M10	31		130	110	160		195		367	307	429	142	50		
BN 112					219	385	325	448	157	52								
BN 132	38	80	M12	41	10	165	130	200	M10	4	258	493	413	576	193	118	118	58